



GATEWAY TO THE WORLD OF CHANGE



DOOR COLLECTION

xdoor.co

Innovation
is at your door step!



DEODORA SERIES



WATER
RESISTANT



RESISTANT
TO IMPACTS



ANTI-
BACTERIAL



RESISTANT
TO MOISTURE




PAINT AND
MAINTENANCE
ARE NOT
REQUIRED



B1
FIREPROOF

DEODORA SERIES



X100



X100



X100



X100



X100



X100



X100



X101



X103




X106



X106YK



X150



SN GRAY




MAGIC STONE



MAGIC VISON



TOBACCO



LEATHER WHITE



COBALT GRAY



WHITE MAPLE



TEAK



DARK WALNUT



WHITE TEAK

DEODORA SERIES



X150



X150



X150



X150



X200



X200



X200



X200



X250



X250



X250



X250



SN GRAY



MAGIC STONE



LEATHER WHITE



COBALT GRAY



WHITE MAPLE



TEAK



DARK WALNUT



WHITE TEAK

DEODORA SERIES



X250



X250



X250



X250



X300



X300



X300



X300



X301



X301



X301




X301



SN GRAY



MAGIC STONE



LEATHER WHITE




COBALT GRAY



TEXTURED WHITE



WHITE MAPLE



TEAK



DARK WALNUT



WHITE TEAK

DEODORA SERIES



X330



X330



X330



X330



X331



X331



X331



X331



X350




X350



X351



X351



DEODORA SERIES



X360



X360



X360



X360



X410



X410



X410



X410



X411



X411



X412



X412



DEODORA SERIES



X500



X500



X500



X500



X700



X700



X700



X700



X800



X800



X800



X800




LEATHER WHITE



WHITE MAPLE



TEAK



DARK WALNUT



WHITE TEAK

DEODORA SERIES



**X2000
ARGENTO MIX**



**X2000
WHITE TEAK MIX**



**X2000
TEAK MIX**



**X2100
MILANO WALNUT MIX**



X1134



X1122-R



X1103-R



X1132




X1500



SN GRAY



MAGIC STONE



MAGIC VISON



WHITE LEATHER



ARGENTO MIX



WHITE MAPLE



TEAK



DARK WALNUT



WHITE TEAK

DEODORA SERIES

SPECIAL DOOR SIZE 210-215-220cm



X100



X330



X410



X500



X2000



X2100



X1134



X1122-R



X1132

*Available for X 100, 330, 410, 500, 2000, 2100, 1134, 1122-R, 1132.

FAGUS SERIES



WATER
RESISTANT



ANTI-
BACTERIAL



PAINT AND
MAINTENANCE
ARE NOT
REQUIRED

FAGUS SERIES



X3000



X3000



X3000



X3000



X3000



X3000



X3000



X3003




X3006



LIGHT OAK



DARK OAK



MATTE COCO



ML. WHITE



MATTE MARRON



P. OAK



GREEN TEAK

FAGUS SERIES



X3122-R



X3122-R



X3122-R



X3122-R



X3122-R



X3122-R



X3202




X3203




X3209




SN GRAY



LIGHT OAK



DARK OAK



MATTE COCO



ML. WHITE



MATTE MARRON



P. OAK



GREEN TEAK

FAGUS SERIES



X3202-3



X3203-3



X3209-3



X3290



X3223



X3232



X3290-3



X3223-3



X3232-3



SN GRAY



LIGHT OAK



DARK OAK



MATTE COCO



ML. WHITE



MATTE MARRON



P. OAK



GREEN TEAK

FAGUS SERIES



X3390



X3386



X3268



X3286



X3430-33



X3430-34



X3430-84




X3430-85




SN GRAY



LIGHT OAK



DARK OAK



MATTE COCO



ML. WHITE



MATTE MARRON



P. OAK



GREEN TEAK

CEDRUS SERIES



WATER
RESISTANT



ANTI-
BACTERIAL



PAINT AND
MAINTENANCE
ARE NOT
REQUIRED

CEDRUS SERIES



X7010



X7010



X7010



X7011



X7011



X7011



X7300



X7300



X7300



ML. WHITE



WHITE MAPLE



MAGIC SAHRA



MAGIC STONE



MAGIC VISON



SN GRAY

CEDRUS SERIES



X7060



X7060



X7061



X7400



X7400



X7403



X7500



X7500



X7500



ML. WHITE



WHITE MAPLE



MAGIC SAHRA



MAGIC STONE



MAGIC VISON



SN GRAY

CEDRUS SERIES

PROJECT PRODUCTS



X7040



X7040



X7040



X7050



X7050



X7050

Note: Gold Walnut color is just available for 7750 model.



ML. WHITE



WHITE MAPLE



MAGIC SAHRA



MAGIC STONE



MAGIC VISON



SN GRAY

CEDRUS SERIES

PROJECT PRODUCTS



X7750



X7750



X7750



X7750



X7750



X7750

Note: Gold Walnut color is just available for 7750 model.



COBALT GRAY



GOLD WALNUT



ML. WHITE



WHITE MAPLE



MAGIC SAHRA



MAGIC STONE



MAGIC VISON



SN GRAY

Fire Rated Doors

CERTIFIED

TEST
PROVEN

Specifications;

Frame, cornice, and sash are MDF coated with PVC foil.

The sash thickness is 47mm and filled with a completely fire-resistant filling.

Barrel or card lock option.

Guillotine, concealed door closer, special hinge, special gasket, and wick.

The model in the image is X 3000 model.

 **30**
mins.



STAIN HIDDEN HINGE



DOOR CLOSER



AUTOMATIC DROP DOWN SEAL



FIRE RESISTANT SEAL



FIRE RESISTANT WEATHER STRIP

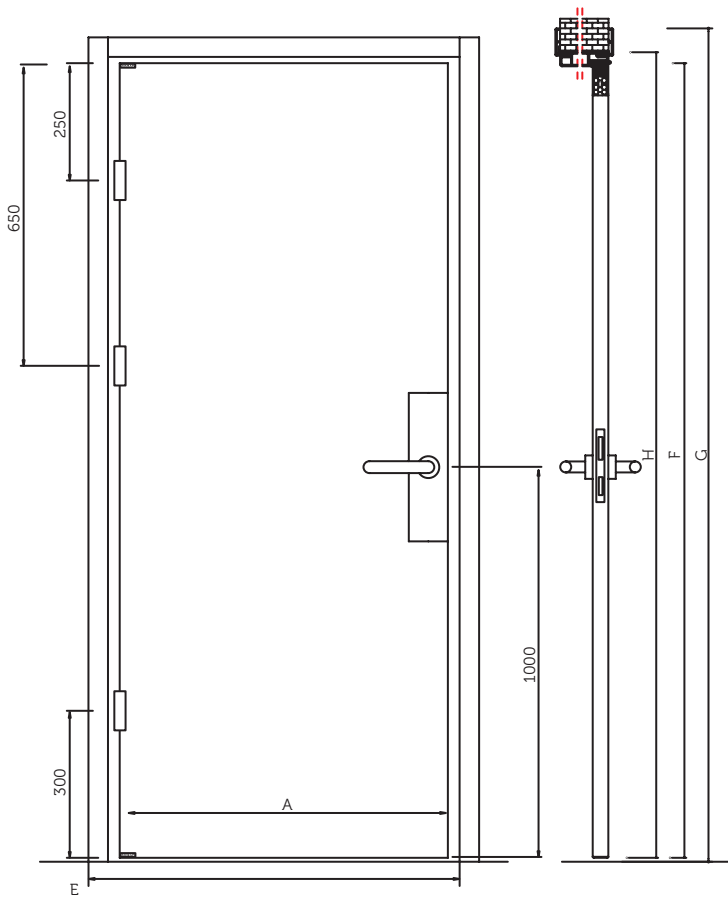


CARD LOCK

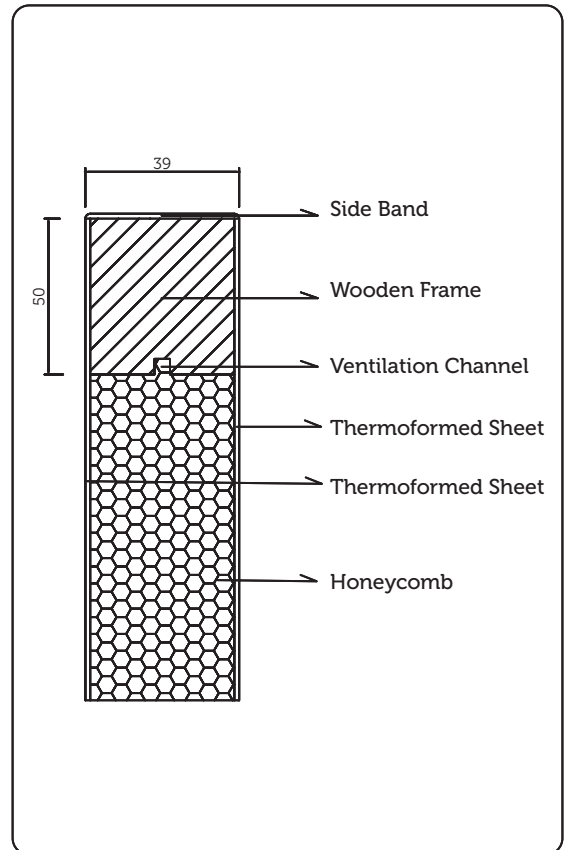


BARREL LOCK

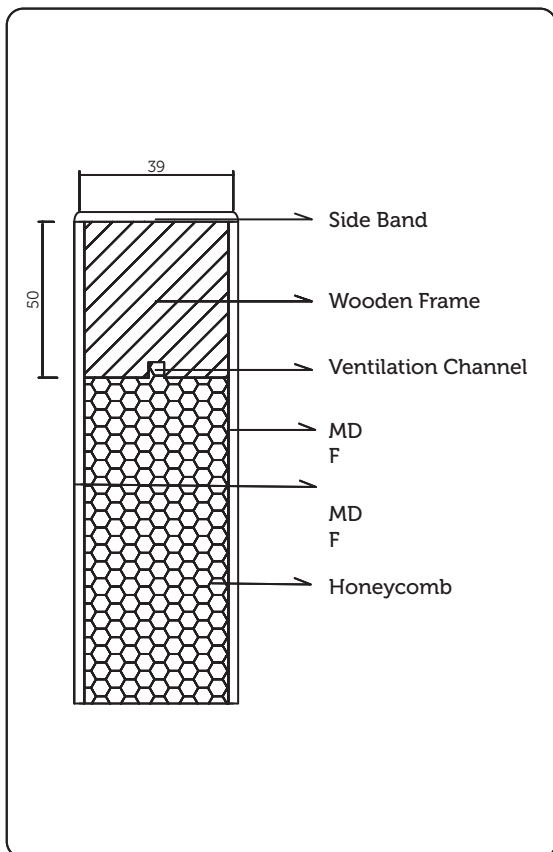
TECHNICAL SPECIFICATIONS



Sash Widths (mm): 650 - 700 - 750 - 800 - 850 - 900



Deodara Sash Detail



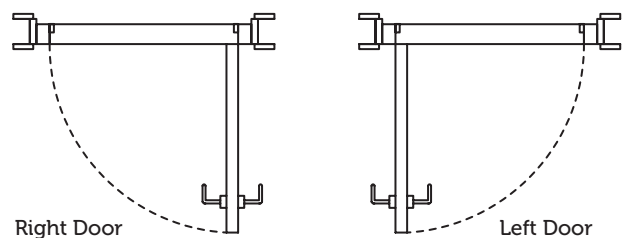
Fagus and Cedrus Sash Detail

SASH LENGTH MEASUREMENT

SASH MEASUREMENT	FRAME OUTER MEASUREMENT	70mm CORNICE OUTER MEASUREMENT	100mm CORNICE OUTER MEASUREMENT
F	H	G	G
2030	2073	2133	2163

SASH WIDTH MEASUREMENT

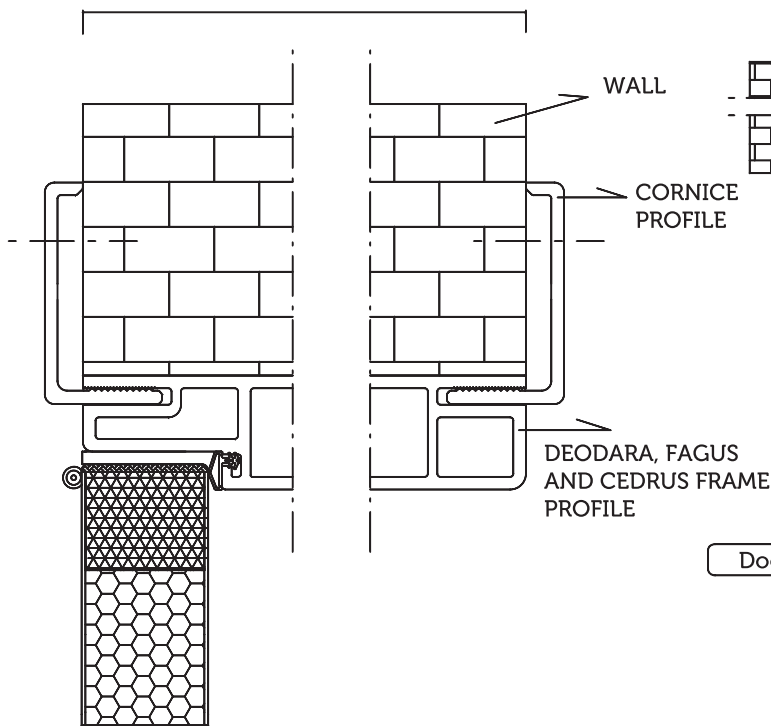
SASH MEASUREMENT	FRAME OUTER MEASUREMENT	70mm CORNICE OUTER MEASUREMENT	100mm CORNICE OUTER MEASUREMENT
A	C	E	E
650	705	825	855
700	755	875	905
750	805	925	955
800	855	975	1005
850	905	1025	1055
900	955	1075	1105



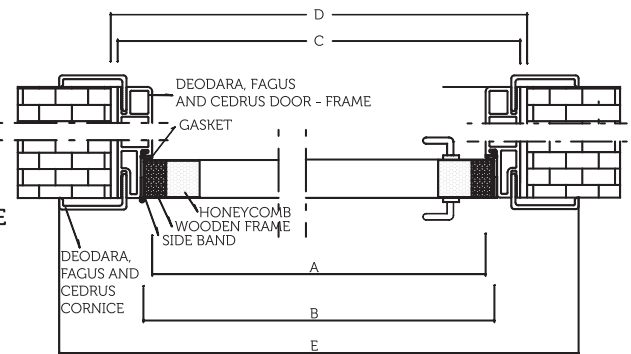
may change these technical specifications.

TECHNICAL SPECIFICATIONS

FRAME: 70 - 100 - 120 - 140 - 160 - 180 - 200 - 220



Door frame connection detail up



SYMBOL	MEANING
A	Sash Width
B	Frame Inner Width
C	Frame Outer Width
D	Completed Wall width
E	Cornice Outer Width

Door Frame Connect Systems Detail

FRAME WIDTH MEASUREMENT

FRAME WIDTH (mm)	WALL THICKNESS (min.)	WALL THICKNESS (max.)
70	70	99
100	100	119
120	120	139
140	140	159
160	160	179
180	180	199
200	200	219
220	220	239

Fagus and Cedrus Sash Specifications:

- Wooden frame.
- 3 pieces of 26x50 mm wooden frame are used on the bottom.
- 6 mm MDF coated with 0,2 mm PVC foil.
- Inner core is kraft Honeycomb or Semi-Solid.

Deodora Sash Specifications:

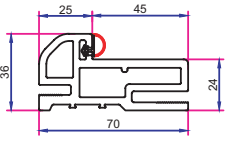
- Wooden frame.
- 3 pieces of 35x50 mm wooden frame are used on the bottom.
- 2mm PVC coated with 0,2 mm PVC foil.
- Inner core is kraft Honeycomb or Semi-Solid.

Fagus, Deodara ve Cedrus Frame - Cornice Specifications:

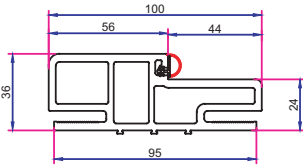
- Wood composite material coated with PVC foil.
- Not affected by water and humidity.

In Fagus and Cedrus ranges, water and moisture resistance are valid only for frames and cornice. xdoor products are interior doors. If they are used outdoors, factory warranty is not provided.

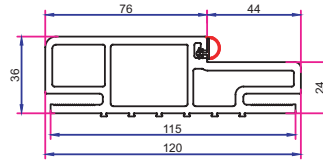
TECHNICAL SPECIFICATIONS



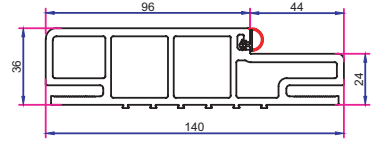
70 mm Door Frame



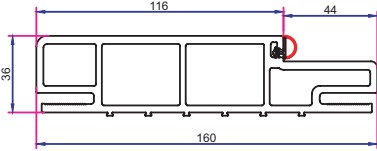
100 mm Door Frame



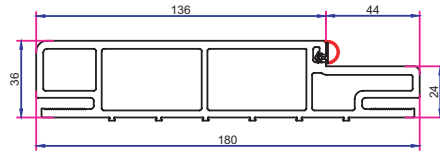
120 mm Door Frame



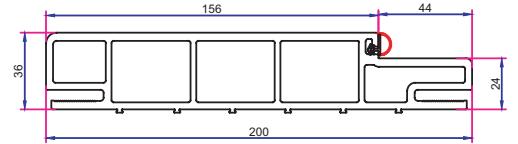
140 mm Door Frame



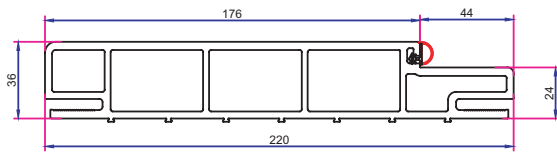
160 mm Door Frame



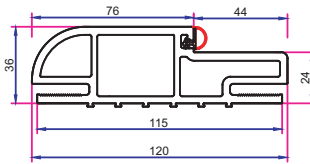
180 mm Door Frame



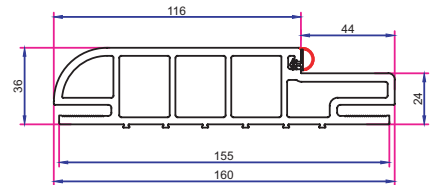
200 mm Door Frame



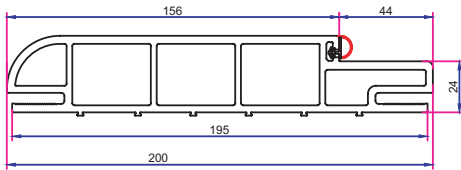
220 mm Door Frame



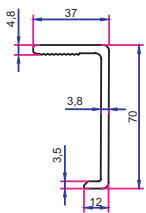
Oval 120 mm Door Frame



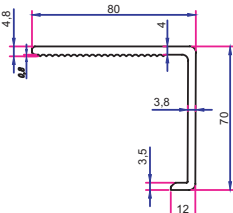
Oval 160 mm Door Frame



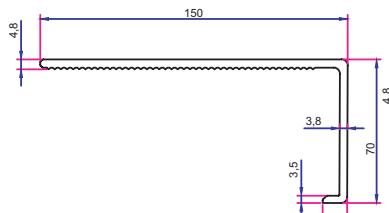
Oval 200 mm Door Frame



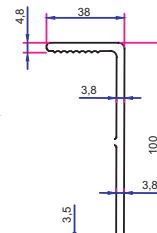
70x37 mm
Cornice



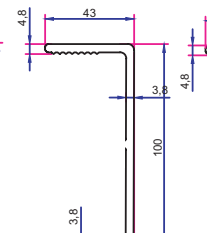
70x80 mm
Cornice



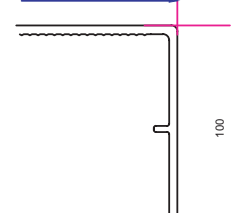
70x150 mm
Cornice



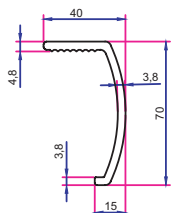
100x38 mm
Cornice



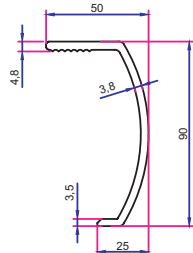
100x43x18 mm
Cornice



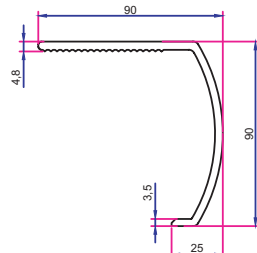
80x100 mm
Cornice



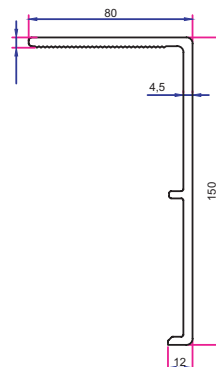
70x40 mm
Oval Cornice



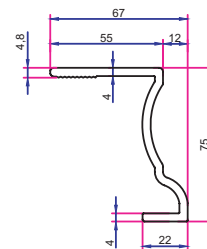
50x90 mm
Oval Cornice



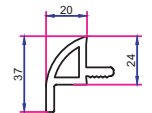
90x90 mm
Oval Cornice



150x80 mm
Cornice



75x55 mm
Decorative Top
Cornice




Frame Channel
Cover Cornice

products are interior doors. If they are used outdoors, factory warranty is not provided.

DOOR ASSEMBLY

1




Frame edge jointing apparatuses are fitted as shown in the figure and their edges are jointed.

2



The frame is placed in the wall gap in the middle. Squeezing pins are placed in the upper and side gaps and fixed by adjusting with the measurement gauge.

3




For Deodara range doors, X label is screwed on the lower and upper edge of the leaf as shown in the figure.

4



Hinges are screwed to the leaf with the upper hinge center 250 mm and lower hinge center 300 mm.

5




Upper hinge center is screwed to the frame as 254 mm from above.

6




Adjust the internal measurement between sash and frame as 3.5 mm by using an adjuster. Frame -Sash balance should be checked again.

7




Apply polyurethane foam in the gap between the frame and wall. After drying, remove the foam residues.

8



Lock is screwed to the drilled area in the frame.

9



Lock and handle suitable for the leaf are fitted by screwing them.

10



Double-side adjusted cornice are cut according to the measurement and fitted by using a plastic hammer.

STACKING CONDITIONS

1. Pallet packaging of the door components that will be kept in the stocks should not be opened unless needed.
2. Stacking floor should be flat and levelled.
3. Stacks should be supported in the horizontal position with minimum 3 wedges. They should not be stacked vertically even in the construction sites.
4. Ensure that the wedges to be used for stacking have equal sizes and are no twisted.
5. Wedges should be placed in between the stacks to be placed on top of each other at the same level of the wedges on the floor.
6. Base pallet should be placed on top of the door leaves that will not be removed for a long time.
7. Products should not be stacked in the warehouses with insufficient ventilation and air-conditioning (ensure 22-24 degrees and 8-12% balance moisture).
8. Make sure that the products are not exposed to direct sunlight, wind and water.
9. Protect the products against any damages that might occur due to the use of forklift for loading and unloading.

OUR ASSEMBLY MATERIALS

Sashe - Cornice - Hinge - Screws -
Lock - Frame edge jointing apparatuses



For Inquiries and order call:
  **+254 703 91 91 89**

The Imaara Mall, 2nd Floor 
Mombasa Road, Nairobi
Email: sales@xdoor.co
   

xdoor.co